
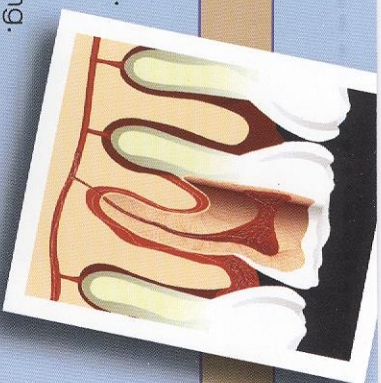


Course Outline ...

- Day 1 General Intro to Terminology and Equipment. Tooth Charting.
- Day 2 Radiology: intraoral and extraoral x-ray techniques.
- Day 3 Composites / Filling Materials. Impressions, models, & whitening.
- Day 4 Four-handed dentistry practice. Instruments, isolation, local anesthesia, patient comfort.
- Day 5 Endodontic and Orthodontic Instruments / procedures. Job interview & resume assistance.
- Day 6 Mid-Term exam. Oral surgery and Periodontal Instruments.
- Day 7 Tub and Tray systems. Various Sterilization methods. OSHA guidelines.
- Day 8 Office management, front desk operation, appointments, billing, and dental insurance.
- Day 9 Crown and Bridge instrumentation and materials. Creating temporary restorations.
- Day 10 Final exam and Practical testing. Pedodontic assisting. Graduation Certificates presented.




"I would recommend this class to anyone who is thinking about becoming a dental assistant!"

Debra, Verona

"We got to practice enough that I feel I can go anywhere and feel good about taking a full mouth series (x-rays), impressions, etc."

Lauri, Madison



Sign up with a friend and you'll each save \$100

How do I register for this exciting class?

Call **(608) 836-1422**

for a registration form

Mail or drop off your \$395 deposit with registration form to secure your position.

Do you have payment plans?

Yes! The total tuition is \$3,195.

After a \$395 deposit, your options are:

plan A \$2,800 paid on or before the first day of class

plan B \$700 at the start of classes 1-4

This course is offered through the Institute of Dental Assisting, Middleton, WI and is approved by the State of Wisconsin Educational Approval Board